

# 賽馬會環保廊

JOCKEY CLUB ENVIRONMENTAL CONSERVATION GALLERY



小企鵝活動習作  
Little Penguins' Activity Sheet



# 地球故事、我們的故事 Earth Story, Our Story

1. 地球上天然存在的資源，是值得我們好好保護及加以善用的。試把這些天然資源圈起來。  
We should protect and utilise natural resources on our Earth properly. Do you know which items below are natural resources? Circle them.





## 地球故事、我們的故事 Earth Story, Our Story

2. 你有甚麼說話想對地球母親說呢？試在下方寫出來，然後作出兩項可以保護地球母親的承諾吧！  
What do you want to say to Mother Earth? Write down in the space below and give two commitments that can help protect Mother Earth!



我承諾 I promise

1. \_\_\_\_\_

2. \_\_\_\_\_



# 極地故事 Polar Story



1. 試試用紙摺出可愛的北極熊吧！  
Try to fold your own lovely polar bear with paper!

1



將一張正方形的紙上下對摺，  
留下四個小正方形的摺痕  
Fold a square paper in half two times  
to make creases with four squares

2



對角對摺成三角形  
Fold over to make a triangle

3



沿虛線向左摺  
Fold at the dotted line to the left

4



打開剛摺着的地方向下壓  
Open the pocket and flatten

5



沿虛線向內摺  
Fold at the dotted line inward

6




畫上眼睛及鼻子，完成  
Draw eyes on two sides and a nose to finish





## 極地故事 Polar Story

2. 試把後頁的圖塊沿虛線剪下來，並貼在下方的適當位置。看看我是誰！  
Cut the diagram along the dotted line in the next page. Then paste it in the appropriate place below to see who I am!





# 極地故事 Polar Story





# 空氣故事 Air Story



1. 你知道空氣污染的來源嗎？試把產生空氣污染的地方旁邊加上“X”。

Do you know the sources of air pollution? Put a “X” beside the places causing air pollution.





# 空氣故事 Air Story



2. 請進入迷宮走一趟，看看你能否逃離空氣污染，重新呼吸新鮮的空氣吧！  
Enter the maze to see if you can escape from air pollution and breathe fresh air again!







# 廢物故事 Waste Story



1. 三色回收桶是用來收集廢紙、舊金屬和舊塑膠的膠桶。廢物回收後會再造成有用的物品。試把下列的廢物放入適當的回收桶內。

3-coloured waste separation bins are used to collect waste paper, used metals and plastics separately. The collected wastes will be recycled into useful things. Please put the following wastes back in the proper waste separation bins.



.



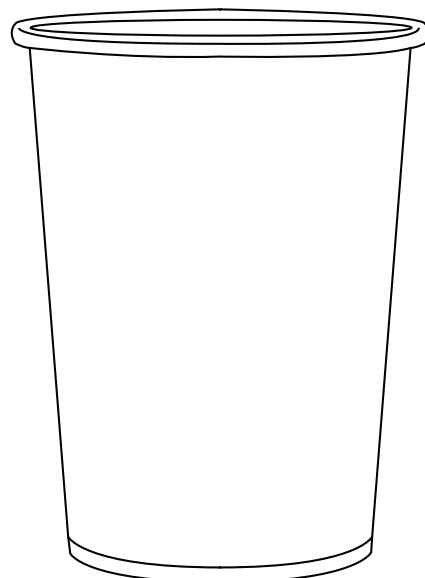
.



.

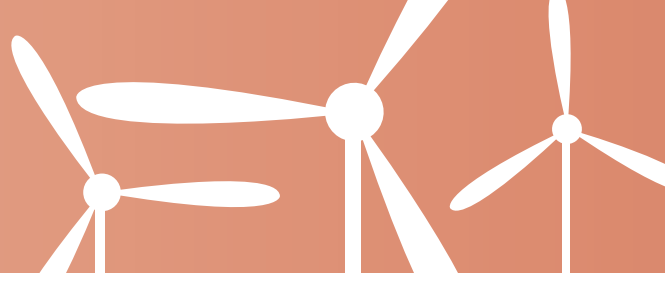


2. 廢棄的膠杯還可作甚麼用途呢？試運用你的創意，把它重新變成有用的物件吧！  
Is there any other use for the disposed plastic cup? Turn it to a useful object again with your creativity!





# 能源故事 Energy Story



1. 以下兩幅圖畫有5個不同的地方，試把它們找出來吧！

There are five differences between the two pictures below. Can you find them out?






# 生物故事、土地故事、香港故事

## Life Story · Land Story · Hong Kong Story


1. 小朋友，你對香港動植物的認識有多少呢？以下有一些本地的動植物，試把牠們的影子正確地圈起來！  
How much do you know about the animals and plants in Hong Kong? Circle the shadows of the local animals and plants below correctly!



蝙蝠  
Bat



牽牛花  
Morning Glory



貓頭鷹  
Owl



仙人掌  
Cactus






# 生物故事、土地故事、香港故事


## Life Story · Land Story · Hong Kong Story

2. 請把以下兩種動物的成長過程，正確地按順序排起來。“1”代表最初階段，“4”代表最後階段。  
Can you arrange the growth stages of the following two animals in proper orders? “1” stands for the initial stage while “4” the final one.


### 蝴蝶 Butterfly



幼蟲  
Larva



卵  
Egg



蝴蝶(成蟲)  
Butterfly



蛹  
Pupa

\_\_\_\_\_

\_\_\_\_\_

\_\_\_\_\_

\_\_\_\_\_


### 青蛙 Frog



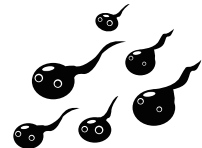
青蛙  
Frog



卵  
Egg



大蝌蚪  
Large tadpole



小蝌蚪  
Small tadpole

\_\_\_\_\_

\_\_\_\_\_

\_\_\_\_\_

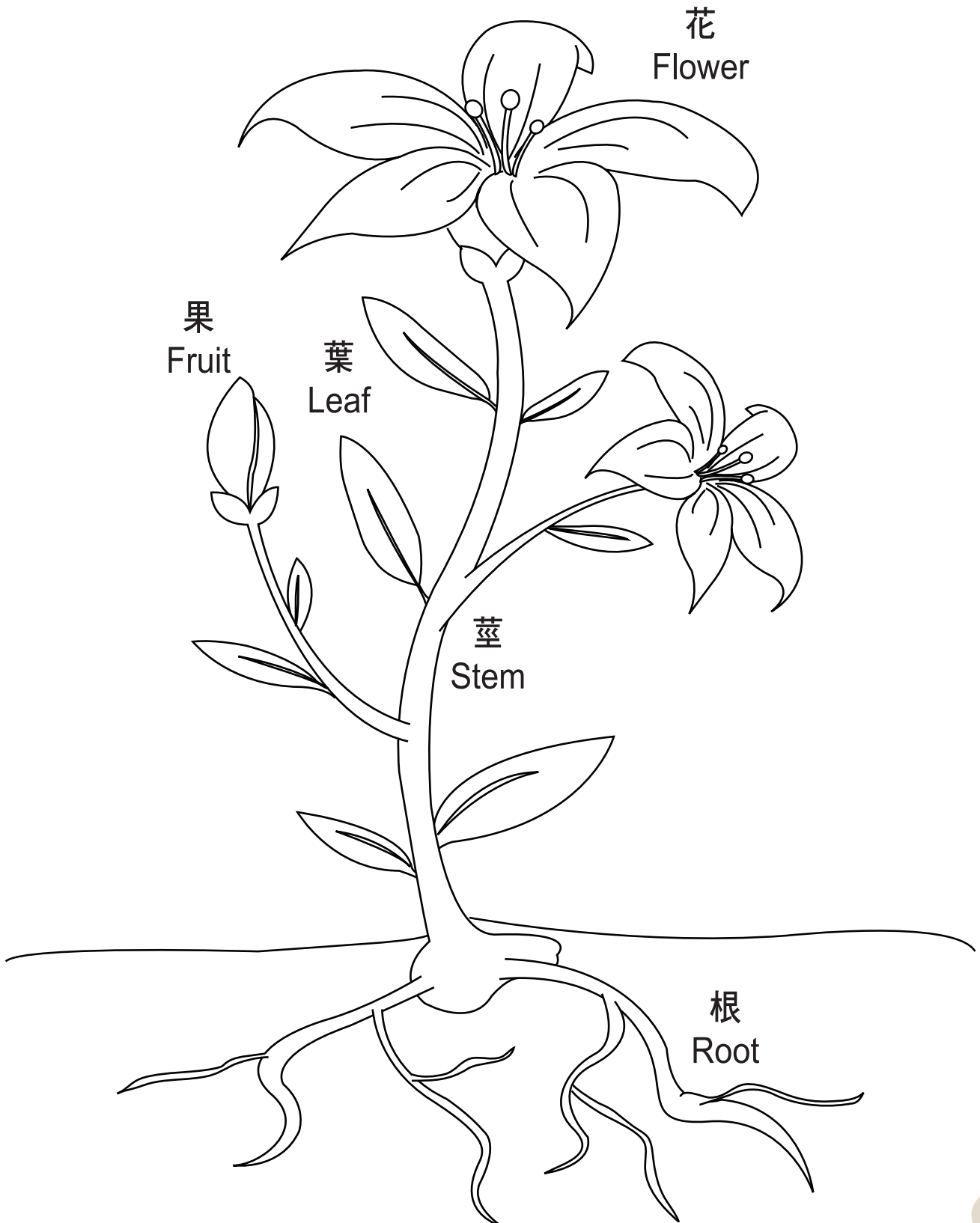
\_\_\_\_\_




# 生物故事、土地故事、香港故事

## Life Story · Land Story · Hong Kong Story


3. 植物可分為花、果、根、莖、葉五個部份，試為各個部份添上不同的色彩吧！  
A plant can be divided into five parts, i.e. flower, fruit, root, stem and leaf. Fill these five parts with different colours now!





# 水的故事 Water Story

1. 你知道下列哪些動植物是在海洋生活嗎？試替牠們填上顏色吧！  
Do you know which animals and plants below are living in seas and oceans?  
Colour the marine life now!



這個海洋世界共有 \_\_\_\_\_ 種動植物。

This ocean world has \_\_\_\_\_ marine animals and plants in total.



# 水的故事 Water Story

2. 我是一種可在香港找到，並受到香港法例保護的海洋動物。試將各點連接起來，看看我是誰，並為我填上適當的顏色吧！

I am a local marine animal which is protected by the Hong Kong law. Join the dots to see who I am, and fill me up with proper colours.

