


Structure of Dongfanghong-3 (DFH-3) Satellite



1 A 6.5-metre-long solar battery (Fold along the central line and glue)



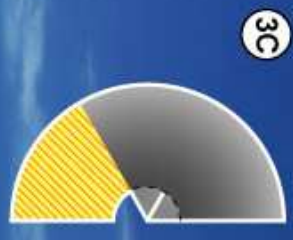
2 A main body in box-form structure carrying 24 C-band communications transponders



3A A communications antenna with 2 metres in diameter



3B




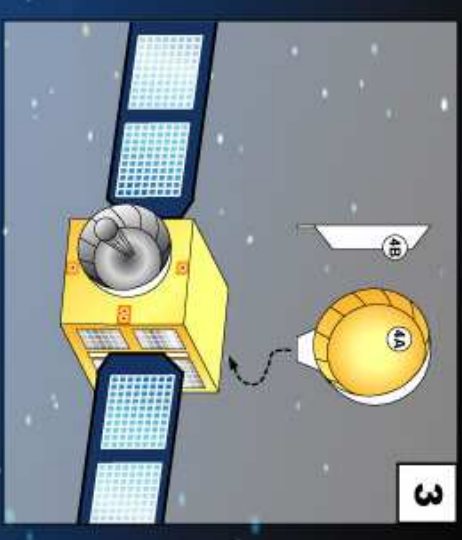
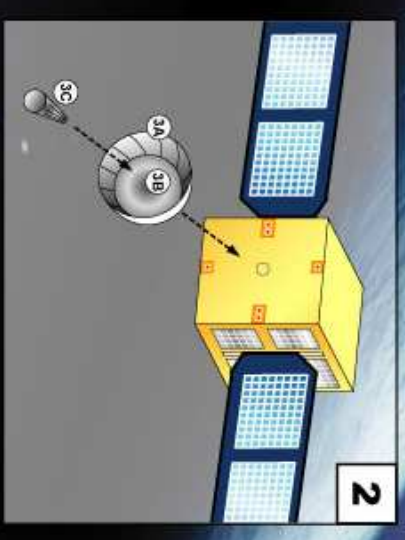
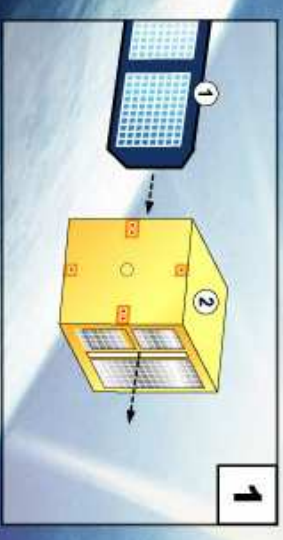
3C



4A A communications antenna with 2 metres in diameter



4B



Completed diagram

Cut along the edges carefully, apply glue to the parts with oblique lines, then follow the steps stated at the right side to fold and glue. A beautiful satellite will be completed soon.

